



Friday 11th October 2024

Issue No. 6

WONDER, AWE, CURIOSITY: HEARTS AND MINDS INSPIRED FOR LEARNING

Message from Mr Davey

Has anybody seen autumn? We seem to have gone from summer straight into winter. As the weather gets colder, I would just like to remind everyone that children should always have a warm coat with them in school. All children in KS1 should have a pair of wellies so that they can continue to visit our 'Curiosity Copse'. KS2 children still visit this area regularly and you will be told when it might be an idea for them to have some wellies.

Next week, our Year 3 children have their Stone Age Day and the week after that Mrs Espie and Miss Jeremy will be delivering a 'Phonics for Parents' training session which we would love for you to attend. This will be in the school library at 2pm until 3pm on Tuesday 22nd October 2024.

Team points

These are the team points earned in the last week.



737

Children who achieved gold this week:

Max (Rec)	Rowan (Y2)	Zach (Y4)	Lola (Y6)
Toby (Rec)	Sophia (Y3)	Lucy (Y4)	Bella (Y6)
Christopher (Y1)	Natalie (Y3)	Leon (Y5)	
Cali (Y2)	George F (Y3)	Thomas C (Y5)	



930

Dates for your diary

Thurs and Fri 17th and 18th October	Bikeability (Year 6 children) Group 2
Wednesday 16th October 2024	Y3 Stone Age Day
Monday 21st October 2024	Individual and sibling photos (Pret a Portrait)
Tuesday 22nd October 2024	Parents Phonics Workshop with Mrs Espie (2pm-3pm)
Wednesday 23rd October 2024	Harvest Assembly with the Vicar and a special harvest lunch.
Wednesday 23rd October 2024	PSA Halloween Disco
Thursday 24th October 2024	HALF TERM (3:15 finish)
Friday 25th October 2024	INSET DAY (No children)
Tuesday 5th November 2024	Bonfire night special lunch menu
Monday 11th November	Armistice Poetry Day
Tues 26th Nov + Thurs 28th Nov 2024	Autumn Parents Consultations
Thursday 28th November 2024	Flu Immunisations (Reception to Year 6)
Friday 20th December 2024	End of Autumn Term (1:30 finish)



841



710

Harvest

Parents are invited to attend our Harvest Assembly on Wednesday 23rd October which will be held in the **school hall at 9am.**

This will be led by Mr Davey and Reverend Louis Wilson from Henham Church.

We also have a special harvest themed school lunch on Wednesday 23rd October

In the evening the children have their Halloween Disco. Please see the poster later in the newsletter.

This year, we are collecting food donations which will all be donated to the Uttlesford Foodbank.

Donations could include:

- tinned food (vegetables, fruit, meat, fish)
- spreads (butter, jam, honey etc.)
- long-life milk, juice and drinks
- dried pasta
- cooking sauces
- condiments
- tea and coffee
- rice
- cereal
- toiletries

Please bring donations into the main school office for a display



Harvest Festival Lunch

Wednesday 23rd October 2024

Toad in the hole

Veggie Toad in the hole

Roast Potatoes

Seasonal Vegetables

Gravy

Apple Crumble and Cream



Healthy Packed Lunches

We are seeing an increase in chocolate products in school packed lunches. Please ensure that children are provided with a healthy packed lunch choices.

Please also remember that we expect fruits such as grapes and tomatoes to be cut in half to prevent the risk of choking.

Ideas for what to include in a child's packed lunch:

- Sandwiches or wraps
- Yoghurt (please remember to include a teaspoon)
- Fruit
- Cheese
- Mini Salad boxes

Please also remember that we are nut and seed free

We are looking for donations of **puddle suits or boy's wedding outfits (waistcoats, jackets, suits and ties)** for the dressing up box in EYFS. Any donations would be greatly received.



We've been Football crazy at Henham this last week.

Henham Dragons

Stansted St Mary's

2 - 3

Henham



On Thursday 10th October 2024 We played Stansted St. Mary's we played at their school and Samuel, Kosi Jake and Tommy were on the bench when we got Subbed on and we went 1-0 up with Samuel Scoring and Tommy getting the assist then Kosi scored to make it 2-0 to us. Then Samuel scored another goal to make it 3-0 at half time it was 3-0 to us. In the second half Stansted St. Mary's had a lot more chances and scored 2 of them and they also missed some. Then we got some chances towards the end with them making some crucial saves it was a tight game towards the end but we secured the 3-2 win to getting us hopefully close to winning the league. The whole team fought hard and strong to secure the win.
By Samuel

Boys Football Tournament



On Wednesday morning, Year 5 and 6 boys took part in a football tournament where they finished.

3rd

Well done!

Girls Football Tournament



On Wednesday afternoon, 10 girls from Year 5 and 6 took part in a football tournament where they finished.

4th

Well done to all.

Reporting your child as ill.

Please be aware that phoning the school to report illnesses must meet the criteria for being 'too ill to attend school'. There are only a few reasons why children would be 'too ill for school'. Children should continue to come to school with symptoms of a common cold.

When you phone the school to report illness, we need to know the full details about your child's sickness.

We can no longer accept loose responses such as.

" ____ is 'poorly' today"

or ____ is 'unwell'.

The school may call you back and ask you to expand.

Unauthorised absences include:

Unauthorised absence includes, (however this list is not exhaustive):

- parents/carers keeping children off school unnecessarily e.g. because they had a late night or for non-infectious illness or injury that would not affect their ability to learn;
- absences which have never been properly explained;
- children who arrive at school after the close of registration are marked using a 'U'. This indicates that they are in school for safeguarding purposes, however is counted as an absence for the session;
- shopping trips;
- looking after other children or children accompanying siblings or parents to medical appointments;
- their own or family birthdays;
- holidays taken during term time, not deemed 'for exceptional purposes' by the headteacher, including any arranged by other family members or friends;
- day trips;
- other leave of absence in term time which has not been agreed.

Unauthorised absences are monitored daily. If any child is absent from school for more than 10 sessions (5 school days) over 10 rolling weeks. This could be picked up by the local authority for a fixed penalty notice.




A class in the spotlight



Each week, we will focus on a different class and share all the creative and fun lessons they have been doing. This week we are focused on Year 1.

English

This week in English we have been studying the book 'Pumpkin Soup'



The aim of studying this book is to learn about writing sets of instructions. We have begun writing our own set of instructions for making a jam sandwich,



Maths

We have been learning addition and subtraction this week, as well as the correct definition of the equals sign.


The equal sign is not 'the answer is' it is a symbol to show the balance of each side.

We have also learnt different synonyms for addition and have been writing our own number sentences.



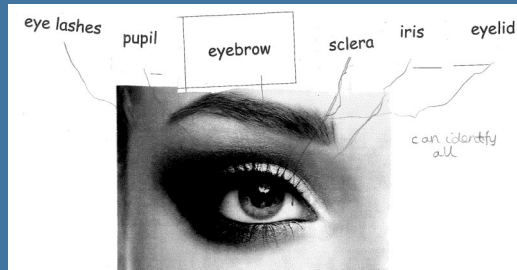
Art

In Art we have been learning to draw spiral pictures.





Science

In Science we have been learning about different parts of the eye.



History

In History we have been learning about the history of toys.



The background of the poster is a vibrant orange and black. At the top, there are black silhouettes of bats flying against a bright orange sky. A large, glowing, textured moon is the central focus. Below the moon, there are black silhouettes of a haunted house with multiple spires and windows, and several tombstones of various shapes. Bare, black trees are scattered around the scene. The overall atmosphere is spooky and festive.

HENHAM & UGLEY PRIMARY PSA PRESENT

SPOOKTACULAR HALLOWEEN DISCO

WEDNESDAY 23RD OCT

KS1 4-5PM

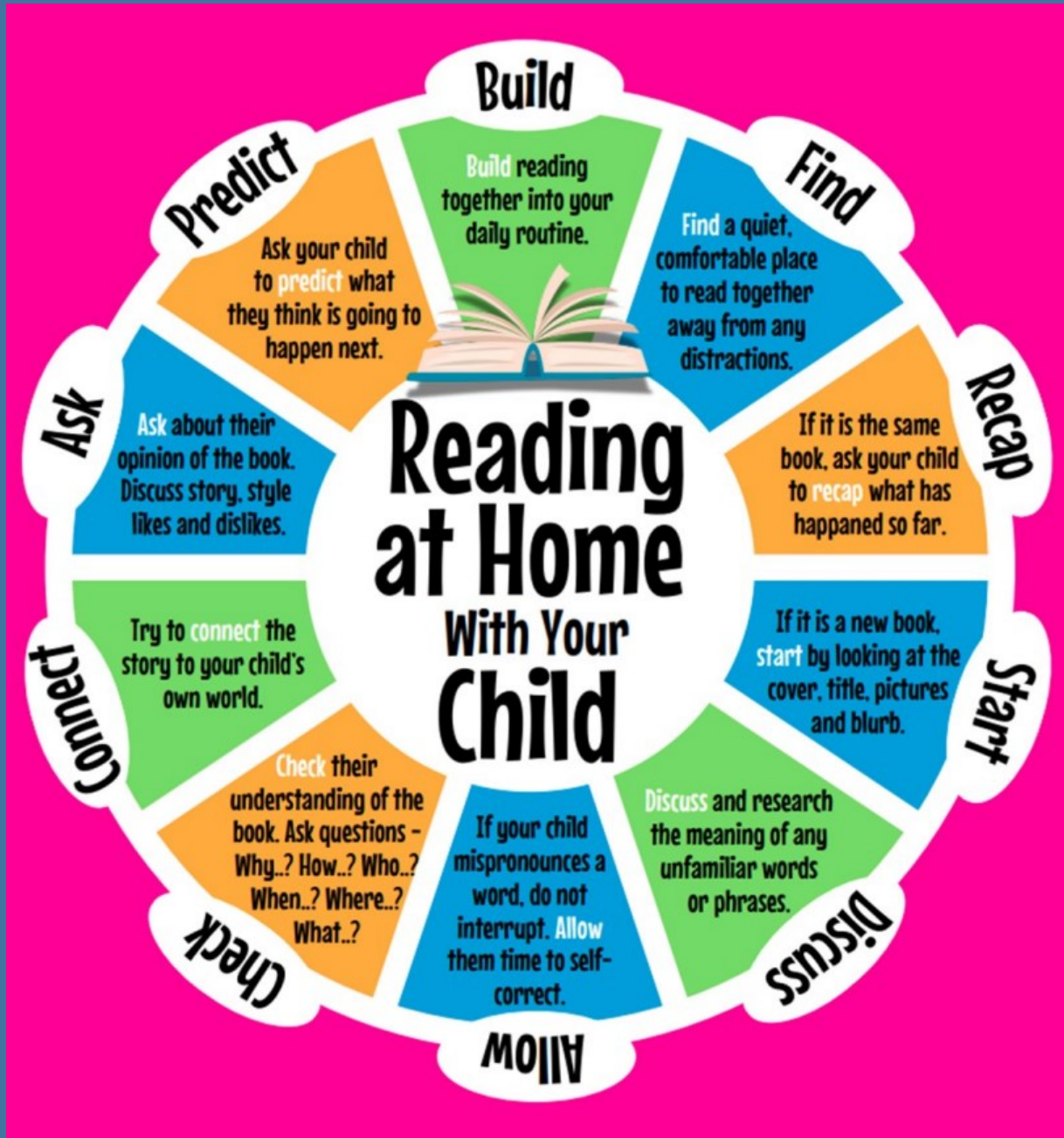
KS2 5:30-6:30PM

SCHOOL HALL

£5 PER CHILD

SPACES LIMITED - CLOSING

Tickets will be sold on the school gate from Monday 14th October until Friday 18th October. Please note that Nursery parents must stay with the children for duration of the disco.



Reading + Phonics Terminology

we use this terminology with the children at school. It would be extremely helpful to your child if you used it at home too when reading with your child.

Phoneme – the smallest unit of sound in speech, made by 1 or more letters.

Grapheme – a written unit of sound, made by 1 or more letters.

Digraph – 2 letters that make 1 sound, e.g. 'ai' as in 'train'.

Trigraph – 3 letters that make one sound, e.g. 'igh' as in 'night'.

Split digraph - Where the 'e' in the word is silent and changes the vowel sound, so that instead of saying the letter sound – it says the letter name. For example, 'i-e' as in 'slide'.

Pseudo words – these are decodable words, but not real words in English. For example, 'whape' or 'stroft'.

Harder to read and spell words - common words that can't be sounded out using basic phonics – including many of the most useful words in English, such as 'the', 'was', 'one', 'were', 'their', etc.

Echo reading – The adult reads first, then the child reads it, exactly as the adult read it.

Choral reading – This follows echo reading where both the adult and child read at the same time.

Finger tracking – This is where an adult or the child places their finger above the words as they read, so that the reader can process the lines of text below.

Idiom - A group of words or a phrase that don't necessarily mean what you want to say. For example, '.

What Parents & Carers Need to Know about HOW TO COMBAT ONLINE BULLYING

Defined as "ongoing hurtful behaviour towards someone online", cyber-bullying makes its victims feel upset, uncomfortable and unsafe. In the digital world, it has numerous forms – such as hurtful comments on a person's posts or profile; deliberately leaving them out of group chats; sharing embarrassing images or videos of someone; or spreading gossip about them. Cyber-bullying can severely impact a young person's mental health ... so, in support of Anti-Bullying Week, we've provided a list of tips to help trusted adults know what to look for and how to respond to it.

1. GET CONNECTED

Playing online games together with your child or connecting with them on social media (providing they're old enough) is not only fun but also an excellent way of establishing some common ground to discuss things you've both seen or done online – as well as keeping an eye on who your child is communicating with in the digital world.

2. KEEP TALKING

Regular chats with young people about their online lives are good practice in general, but they can also be an excellent refresher to help prevent cyber-bullying situations. Topics you might want to revisit include why it's important to only connect online with people we know and trust, and why passwords should always remain secret (even from our best friends).

3. STAY VIGILANT

Observe your child while they're using technology and just after they've used it. Are they acting normally, or out of character? Possible signs of a problem may include seeming quiet or withdrawn, jumpy or anxious, angry or repeatedly checking their phone. When you feel it's the right time, you may want to check in with them to see if everything is OK.

4. MAKE YOURSELF AVAILABLE

If an online bullying incident does occur, it may take a while before your child is ready to open up about what happened. Just gently remind them that they can always come to you with any problems – and that they won't be in trouble. You might also suggest a trusted family member they could turn to, in case they feel too embarrassed to tell you directly.

5. BE PREPARED TO LISTEN

When conversations about online bullying do take place, they're likely to be difficult, emotional and upsetting for both you and your child. Actively listen to your child while they're bringing you up to speed, and try not to show any judgement or criticism even if they haven't dealt with the situation in exactly the way you would have hoped.

FURTHER SUPPORT AND ADVICE

If you or your child need additional help with an online bullying issue, here are some specialist organisations that you could reach out to.

Childline: talk to a trained counsellor on 0800 1111 or online at www.childline.org.uk/get-support/

National Bullying Helpline: counsellors are available on 0845 225 5787 or by visiting www.nationalbullyinghelpline.co.uk/cyberbullying.html

The NSPCC: the children's charity has a guide to the signs of bullying at www.nspcc.org.uk/what-is-child-abuse/types-of-abuse/bullying-and-cyberbullying/ and can be reached on 0800 800 5000

6. EMPOWER YOUR CHILD

Depending on their age, your child might not want a parent 'fighting their battles for them'. In that case, talk through their options with them (blocking the perpetrator, deleting the app and so on). By allowing your child to choose the path they take, you're putting them in control but are also demonstrating that you're there to support them along the way.

7. REPORT BULLIES ONLINE

Cyber-bullying often takes place through a particular app, social media platform or online game. If this is happening to your child, encourage them to report the offender to the app or game in question – ideally with screenshots to support their complaint. Most games and apps have reporting tools specifically to stamp out abusive behaviour and protect users.

8. ENCOURAGE EMPATHY

Protecting themselves online is the priority, of course, but young people should also feel empowered to help if they witness other people falling victim to cyberbullying. Even if they don't feel confident enough to call someone out on their abusive behaviour online, they can still confidentially report that person to the app or game where the bullying occurred.

9. SEEK EXPERT ADVICE

Victims of online bullying frequently experience feelings of isolation and anxiety, a loss of self-esteem and potentially even thoughts of self-harm or suicide. If you think that an incident of cyber-bullying has affected your child's mental wellbeing, then seek psychological support for them. There are some useful contact details in the central panel below.

10. INVOLVE THE AUTHORITIES

If the nature of any online bullying makes you suspect that your child is genuinely in imminent physical danger – or if there are any signs whatsoever of explicit images being shared as part of the bullying – then you should gather any relevant screenshots as evidence and report the incidents to your local police force.

