


Henham & Ugley Nursery and Primary School



Newsletter:  
Friday 5<sup>th</sup> June 2026

## Message from Mrs Brogan

This week's newsletter is proudly being taken over by our wonderful Early Years team, who have some truly exciting news to share!

After months and months of hard work, dedication, creativity, and careful documenting, evidencing and reflection, the team have successfully achieved their long-awaited Curiosity Approach Accreditation. What an incredible accomplishment!

We couldn't be happier or more grateful to everyone involved in achieving this well-deserved recognition. It is a testament to the passion and commitment our team brings every single day.

We are now thrilled to say that Henham and Ugley Primary and Nursery School is an accredited Curiosity Approach setting – what a fantastic achievement!  
We couldn't be prouder!



The Curiosity  
Approach™

# Certificate of completion

Henham & Ugley Primary & Nursery School

is now a fully accredited  
Curiosity Approach® setting

From

26th May 2026

Valid until

26th May 2029

*S Bennett*

STEPHANIE BENNETT  
CO-FOUNDER OF THE CURIOSITY APPROACH™

*L Hellyn*

LYNDSEY HELLYN  
CO-FOUNDER OF THE CURIOSITY APPROACH™

The Curiosity  
Approach™

ACCREDITED  
SETTING

# *What is the Curiosity Approach?*

The curiosity approach is more than just beautiful play spaces, it's a modern day approach to Early childhood. It's a beautiful recipe of wonderful ingredients carefully mixed together with experience, passion and love of Early childhood. It's baked together in a mindful oven of loveliness that needs thoughtful practitioners and professionals to be mentally present, thankful and forever curious about their career with little children.

Curiosity is nothing new, it's innate in every young child. This is a modern day approach that fits perfectly in current changing technological times. Bringing curiosity, awe and wonder into Early childhood and creating the 'thinkers and doers' of the future.


The environment that is created in our Nursery/Reception setting provide children with the resources to lead their play and be creative in their work.

A brilliant example of this happened this morning. A simple piece of food packaging became a haven for Phoebe's turtle home this morning. She emptied a wicker case, used the packaging as water, found some shells for her turtle habitats. This led to so much discussion and learning about habitats, the ocean, counting,..... what amazing learning!







# SCHOOL RULES




1. We listen  
to each  
other.



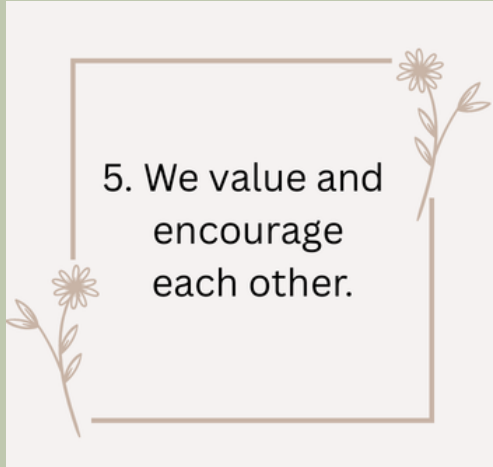
2. We make  
good  
choices.




3. We are polite,  
helpful  
and respectful



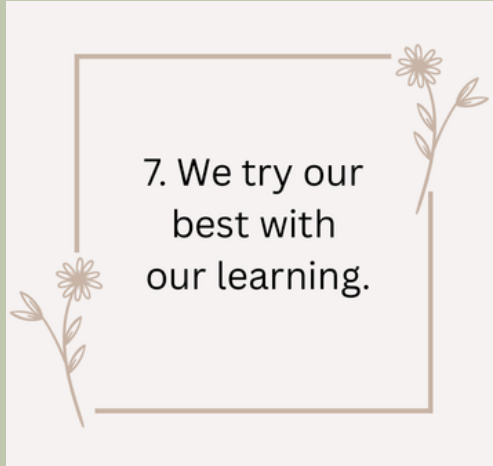
4. We are gentle  
with  
kind hands,  
actions and words



5. We value and  
encourage  
each other.



6. We look after  
everyone  
and  
everything.



7. We try our  
best with  
our learning.

Please note: These dates are subject to change and new dates can be added.

# Diary Dates



Monday 15<sup>th</sup> June - Transition Morning.  
Children will spend the morning with their new teachers

Sunday 14<sup>th</sup> June - PSA Colour Run and Summer Fete

Tuesday 16<sup>th</sup> June - Year 6 Crucial Crew.

17<sup>th</sup>, 18<sup>th</sup>, 19<sup>th</sup> June - Year 6 residential trip.

Friday 26<sup>th</sup> June - Sports Day  
(Wednesday 1<sup>st</sup> July - back up sports day - if weather bad on 26/6/26)

Wednesday 8<sup>th</sup> July - Year 5/6 Production 9.30am and 5pm.

Friday 10<sup>th</sup> July - 50 Years CELEBATION day!

Thursday 16<sup>th</sup> July - Nursery Sports day and Graduation ceremony.

Friday 17<sup>th</sup> July - Year 6 Leavers assembly (further details to follow)



**1970**  
**2000's**

*50 years of Henham School*

**Date for your diary  
Friday 10<sup>th</sup> July.**

We will be marking the occasion with lots of activities in school, a whole school picnic and class parties.

The children are invited to come in fancy dress to represent the past 50 years!

Nursery, reception & Year 1 - 1970's  
Year 2 - 2000's  
Year 3 - 1980's  
Year 4 - 1990's  
Year 5 - 1980's  
Year 6 - The Future!

**MORE INFORMATION TO FOLLOW**

**I ♥ '90s**  
**80's**

**HENHAM FAMILY FRIENDLY  
COLOUR RUN  
& Summer Fete**

**1 Mile**

**SUNDAY 14<sup>TH</sup> JUNE**

T-Shirt, Sunglasses & Medal included **SAVE THE DATE!!!**

# Mrs B's kindness award



Thomas, Kofi and Freya  
for stepping up,  
learning a poem and  
reading to all in  
assembly. Thank you

Phoebe in  
Nursery - for  
being so kind to  
your friends  
and helping the  
staff..

Ianis, Abdur and  
Cobey for being so  
kind to our new  
pupil on the  
journey in the taxi  
- you really are  
such sweet, kind  
boys!



## Our GOLDS are...

**Nursery** Lily, Gracie, Ivy, Grace B, Louie.

**Reception** Mehras

**Year 1** Tixie, Wren, Lily, Charles, Tommy,  
Toby, OLivia.

**Year 2** Finnley, Ellis, Lily

**Year 3** Martha, Olivia, Priscilla, Ianis

**Year 4** Riley, Franky, Sophia.

**Year 5** Alice, Eba,

**Year 6** Thea

# House Points

**WINNER**

**Green House: 744**

**Blue House: 731**

**Red House: 692**

**Purple House: 662**

*Summer*

*Term*

House Point Winners

will enjoy

'Fun on the Field'


an afternoon of games and  
activities with your house!



This term we are  
working towards a fun  
afternoon on the field  
and maybe ice lollies will  
be involved!



# The power of words



Year 5 have been writing about Socrates and debating whether he was helpful or harmful to Athens?

Alcie and Eban wowed Mrs Pope and had their work displayed on the 'WOW Wall'.

Alice said " I think Socrates was a good philosopher because he asks lots of questions and answers other people questions and also he doesn't just say yes to everything but challenges them and fights for what he wants".

During the philosophy discussion Eban contributed his ideas and wrote "Happiness comes from the heart"



As part of our 50<sup>th</sup> year celebrations Miss Jeremy and I are running a writing competition. We would love as many entries as possible!





Shine  
Bright



It's not just our children that shine bright, it's our parents too! Congratulations to Reece (Yr4) and Olive's (reception) Mummy Natalie for completing her skydive - facing her fear and doing it anyway! What an inspiration you are!

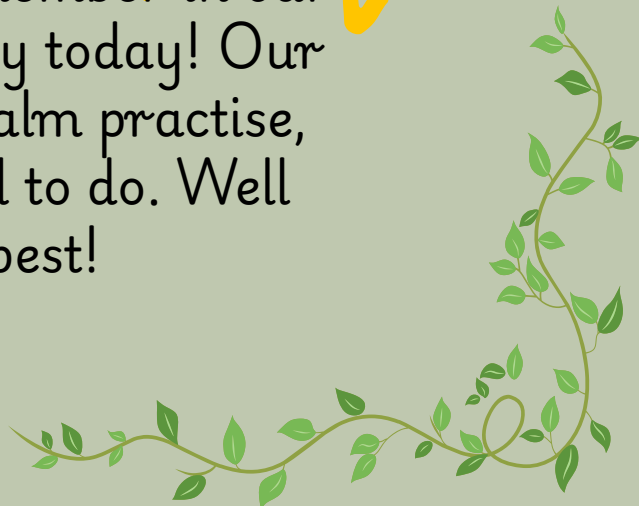



And our Powter family, who walked all the way from Ugley to school to celebrate 'walk to school' week. This is becoming quite a Powter tradition...ending with that sausage sandwich! You really are a brilliant family, real role models!

### LOCKDOWN DRILL

Every single child and staff member in our school - you shone so brightly today! Our Lockdown drill was such a calm practise, you all did what you needed to do. Well done - you are the best!

We love celebrating your news and achievements, please feel free to email me any news!





With a big push on handwriting, Miss Jeremy (our literacy lead) has compiled a really helpful progression document. We thought we would share with you, so you could continue the work we are doing at school, at home.



## HANDWRITING: EYFS

Handwriting is an incremental process that builds on children reaching a good level of physical development, language and communication. In the Progress Check at age 2 (from the EYFS), practitioners will be assessing children's overall physical development including their gross motor skills as well as their fine motor skills; these early movement skills are an important foundation for children to become successful hand writers.

- Core strength and balance are vital for children to be able to sit to write.
- Fine motor strength and dexterity are important for children to be able to hold a pen or pencil.
- A good level of communication and language are imperative for children to be able to understand and follow instructions when learning to write.
- A solid understanding of positional language is also needed when children are learning to write so that they can understand what is meant when letter formations are described.

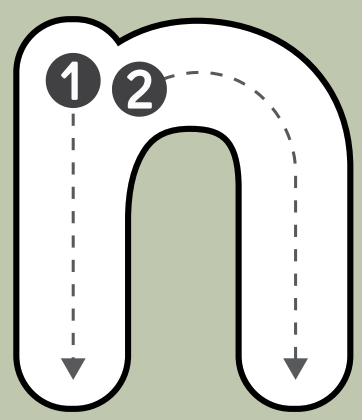

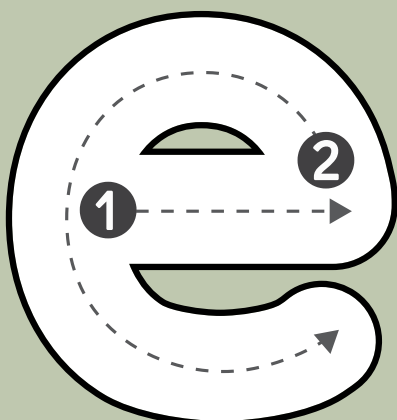
### ELGs for Fine Motor Skills are:

- Hold a pencil effectively in preparation for fluent writing – using the tripod grip in almost all cases.
- Use a range of small tools, including scissors, paint brushes and cutlery.
- Begin to show accuracy and care when drawing.



### ELGs for Writing are:

- Write recognisable letters, most of which are correctly formed.
- Spell words by identifying sounds in them and representing the sounds with a letter or letters.
- Write simple phrases and sentences that can be read by others.





# EYFS WRITING FAQ:

- What does fine motor skills mean?

Fine motor skills are the coordination between your brain, nervous system, and small muscles to execute precise, intentional movements. They primarily involve the hands and fingers, enabling everyday tasks like writing, using cutlery and buttoning clothes.

- What is the difference between fine and gross motor skills?

Fine motor skills involve precise, small muscle movements (fingers & hands) for tasks like writing and buttoning. Gross motor skills involve large muscle movements (arms/legs/torso) for actions like running and jumping. Gross motor skills generally develop first, providing the stability for fine motor skills to be refined.

- When do children actually start learning to write in EYFS?

In EYFS, we focus heavily on developing key fine & gross motor skills as these build the shoulder, arm and hand strength needed to hold a pencil. Formal mark-making and letter formation are introduced gradually as these muscles develop.

- What is the correct way to hold a pencil and why is this so important?

Both right and left handed children should be encouraged to use the tripod grip (using three fingers: the thumb, index finger and middle finger), which allows the pencil to be held securely whilst allowing controlled movements of the pencil nib. The tripod grip is the most efficient and natural grasp for handwriting, promoting fluid, effortless movement and greater control.

- What font or style of handwriting do we teach at Henham?

In EYFS, we start by focusing on correct letter formation—knowing where a letter starts and ends—rather than joining the letters together.

In Year 1, the primary handwriting focus is on mastering correct letter formation, pencil grip and posture. Children are expected to write lower-case and capital letters clearly, keep consistent sizing, understand letter families and correctly space their words on the line.

When a child enters Year 2, they are expected to write with a secure pencil grip and produce well-formed, legible letters. By the end of the year, they should form lower-case letters of a consistent size relative to each other, use appropriate spacing between words, and begin using diagonal and horizontal joins.

In LKS2, the primary handwriting goal is to transition from discrete letter formation to a fluent, joined, and legible style that can be written neatly, at speed. In UKS2, the primary expectation is that children write fluidly, legibly, and efficiently in a joined, cursive style.



## HANDWRITING: YEAR 1

In Year 1, the primary handwriting focus is on mastering correct letter formation, pencil grip and posture. Children are expected to write lower-case and capital letters clearly, keep consistent sizing, understand letter families and correctly space their words on the line.

The DfE Writing Framework states that Year 1 pupils should be taught to:

- Sit correctly at a table, holding a pencil comfortably and correctly
- Begin to form lower-case letters in the correct direction, starting and finishing in the right place
- Form capital letters
- Form digits 0–9
- Understand which letters belong to which handwriting 'families' (i.e. letters that are formed in similar ways) and to practise these

Wide-lined paper is essential at this stage.

Mid-line guides can also help pupils to position letters.

Pupils should be introduced to paper with narrower lines once they can write legibly and easily on wide-lined paper.





## HANDWRITING: YEAR 2

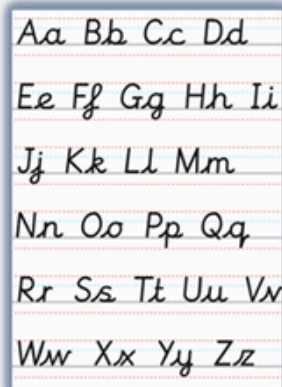
When a child enters Year 2, they are expected to write with a secure pencil grip and produce well-formed, legible letters. By the end of the year, they should form lower-case letters of a consistent size relative to each other, use appropriate spacing between words, and begin using diagonal and horizontal joins.

The DfE Writing Framework states that Year 2 pupils should be taught to:

- Form lower-case letters of the correct size relative to one another
- Start using some of the diagonal and horizontal strokes needed to join letters and understand which letters, when adjacent to one another, are best left unjoined
- Write capital letters and digits of the correct size, orientation and relationship to one another and to lower-case letters
- Use spacing between words that reflects the size of the letters, so that later joins do not create extra, confusing shapes

To join letters easily and legibly, pupils first need to form the shape of each letter correctly, starting and finishing each one at the correct point and ensuring that its size is properly related to other letters in the same family.

Joined handwriting should not be taught until pupils can form these unjoined letters (print forms) correctly and consistently. Once they can join letters to write words, they should continue to practise handwriting discretely to develop automaticity



In Year 2, we are introduced to the cursive font.



## HANDWRITING: KEY STAGE 2

In key stage 2, the national curriculum focuses on increasing the legibility, consistency and quality of pupils' handwriting, with the aim of increasing the fluency and speed with which they are able to write down what they want to say.

Once pupils are fluent writers, teachers should make their expectations clear about the nature of the handwriting that is appropriate for a particular task, for example, quick notes or a final handwritten version.

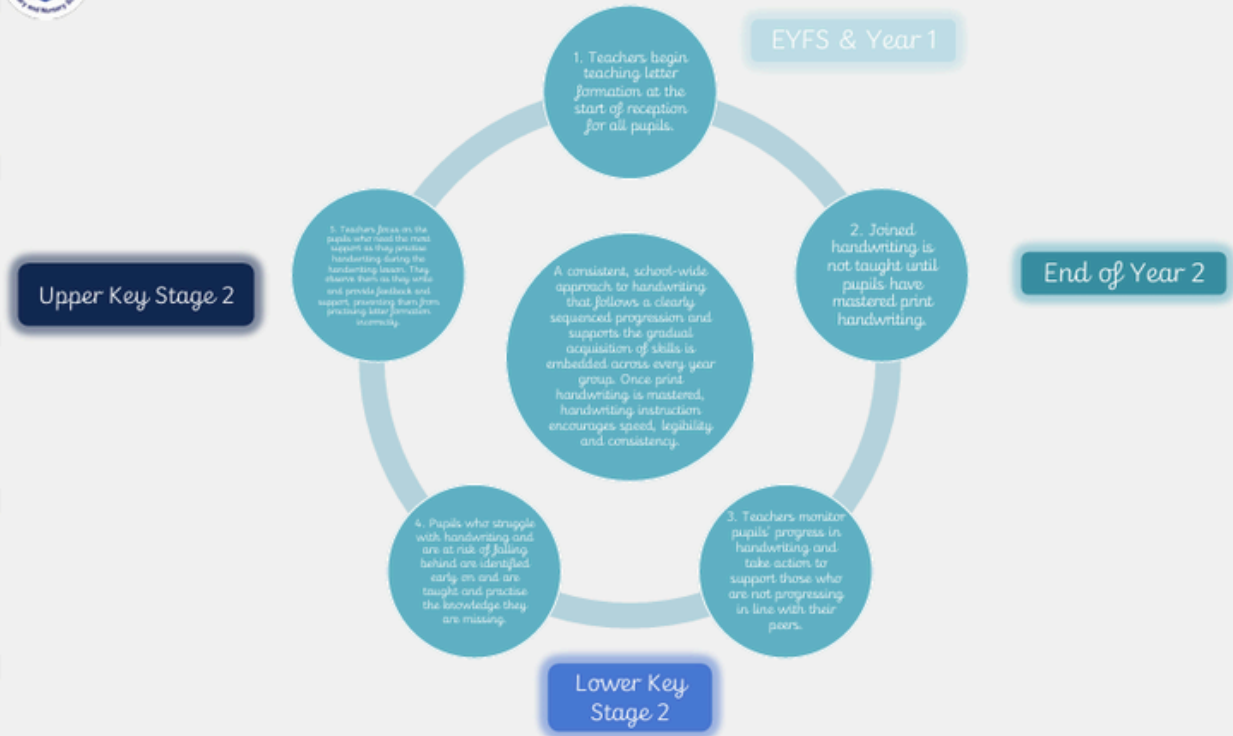
In writing tasks other than in English, it is too challenging for pupils to use a newly learnt letter or letter join straightaway - but they might be asked to write the title and the first line in joined writing, and increase, week by week, the number of sentences written in this way.

'Working at the Expected Standard' pupils are beginning to independently apply their knowledge:

Year 3	Year 4	Year 5	Year 6
To use a neat, joined handwriting style with increasing accuracy.	To use a neat, joined handwriting style consistently.	To write legibly, fluently and with increasing speed.	To maintain legibility in joined handwriting when writing at speed.



# HANDWRITING PROGRESSION



## TT ROCKSTARS TOURNAMENT

YEAR 2 v YEAR 3  
YEAR 5 v YEAR 4



**+** Year 4

With your multiplication tests coming up, could you please practise your times tables with lots of TT Rockstars !

# CLUBS



As we are nearing the end of the academic year, could we ask that, when you book your children into their out of school clubs you try to book sessions that do not require you to collect your child early from school. We are receiving more and more requests for children to leave early in order to get to clubs. Whilst we love the fact that our children have out of school hobbies & interests, leaving early disrupts learning time and impacts the class.

Thank you for your understanding.



**IMPORTANT!**



Early Collection / Late drop off's

We are noticing an increase in parents/carers wanting to collect children early or coming in late due to medical appointments.

Leaving class early or coming in late can be extremely disruptive to your child's learning and can interrupt the flow of teaching. Whilst we appreciate that at times it's unavoidable, we urge you to try to book all appointments in advance and outside school hours.

Thank you for your support and understanding.





Never a truer saying - "it takes a village" and at Henham we are very proud of how, as a school community, we come together to help and support our children.

The PSA do the most fantastic job of putting together fabulous events for our children and families.

They cannot do this without your help!

Are you available to help on the 14<sup>th</sup> June? Please see the fabulous Kayleigh and Sarah in Reception class or your class PSA representative to sign up to help.





## Nursery Sports Day & Graduation Ceremony

This year we will be holding a sports day for all our Nursery children followed by a 'Graduation ceremony' for those children that will be leaving Nursery to embark on Primary school.

Thursday 16<sup>th</sup> July 2pm

Your children will be coming home with cards to order your class photos. I have seen a preview - they are lovely!




### SCHOOL PHOTOGRAPHY – VIEWING CARDS

Following Pret-a-Portrait's recent visit to take class photographs, a viewing card explaining how you can view and order pictures, will be sent home with pupils shortly.

Please ask your children to give it to you as soon as possible so you have the chance to order any pictures you would like at a discounted price before the Early Bird Deadline **17/06/2026**

If for any reason your viewing card doesn't make it to you in the next few days, please contact **Pret-a-Portrait** directly on 0800 021 7626 or [customerservice@pret-a-portrait.net](mailto:customerservice@pret-a-portrait.net)

## We are a healthy eating school



Just a gentle reminder - we try to be a healthy eating school. Therefore, could you please refrain from sending your child into school with crisps, highly sugary snacks or chocolate bars.

Fruit, Veg, cereal bars are great!

Remember - we are a nut/seed free school.

Thank you.



Please could you ensure grapes, cherry tomatoes and olives are cut up - they can pose a choking hazard. Thank you.






# Henham and Ugley Nursery

Monday - Friday 8:45 to 3.15  
term times only.

Please book your place to avoid  
disappointment.

Please contact the office for further  
information.





PLEASE NOTE: we no longer will be having our weekly Pret drop offs. We hope this maybe replaced with something different...so watch this space!




### Parent Communication.

Whilst we encourage a collaborative, community of parents, there are times when amongst our children they have friendship issues or classrooms struggles. In our experience it never quite works out when parents message each other about their child's disagreements. Please consider messages you send each other as it can cause upset - which no one wants. We are pretty experieinned at dealing with the ups and downs of school life, so please feel free to communicate via us!

Thank you.

## UNIFORM ORDERING



PE kits can be purchased following this link



Logo uniform can be purchased following this link

[Henham and Ugley Primary and Nursery School – My Clothing](#)